

Peugeot Premier™

Peugeot Premier™ from Peugeot and Cab Direct





03. Economy & Versatility

04. Comfort & Drive

05. Space & Access

06. Technical Specification


06. Colour Choice

07. Features & Options



All information correct at time of going to press.
Specifications may be subject to alteration.

Economy & Versatility



**68.9
MPG***

Economy

Available exclusively from Cab Direct, Peugeot *Premier*[™] combines all you need in a modern day cab with truly great economy. Powered by Peugeot's economical HDi diesel engine, *Premier*[™] boasts excellent fuel efficiency - an impressive 68.9mpg* on the combined cycle - making it one of the most cost effective taxis on the market. Combine this with *Premier*'s low price tag and you'll be surprised how affordable your new cab can be.

Versatility

Where Peugeot *Premier*[™] excels is in its versatility. It makes superb use of space with numerous handy storage areas. What's more, load carrying is second to none thanks to *Premier*'s unique FlatFold[™] ramp. With *Premier*[™], you can have a fully wheelchair accessible taxi one minute and a spacious five-seater with plenty of luggage space the next.

*Official VCA fuel consumption figure, combined cycle (manual).

Comfort & Drive



Comfort

Comfort and convenience are high on the list of priorities for the modern day driver and thankfully Peugeot *Premier™* has both in abundance. Standard features such as air conditioning, cruise control, electric front windows and Bluetooth® connectivity make *Premier™* a pleasurable place to be. Opt for the RX model and you'll also get a high visibility taxi sign, reverse parking sensors, taxi meter, spare wheel and floor mats.

Drive

Smooth and punchy, Peugeot's latest Stop & Start diesel engine delivers a fast response and superb poise on the road whilst the large windscreen and door mirrors give you superb all-round vision. Plus with the choice of manual or automatic* transmission, *Premier™* makes the perfect taxi partner, whatever your taste. With effortless handling and maximum comfort for driver and passengers alike, you're sure to enjoy a relaxing trip every fare.

*ETG gearbox allows you to choose between auto mode or clutchless manual drive.

Space & Access



Bags of Space

Today's passengers often come with plenty of luggage. That's why Premier's FlatFold™ wheelchair ramp has been designed to be stowed flat to the vehicle floor when not in use. This allows you to take full advantage of the huge luggage area, ensuring bags and cases will never be a problem again. Add to this Premier's roomy interior and both driver and passengers can travel in perfect comfort, with bags of space for all.

Wheelchair Access

Premier's unique FlatFold™ ramp simply pulls out from the rear floor of the vehicle to become an ultra-strong, low gradient wheelchair ramp. It also features a lowered floor, providing an easy ramp gradient to assist wheelchair entry and exit. Securing the wheelchair passenger couldn't be simpler either thanks to Premier's four-point wheelchair restraint system and full lap and diagonal seat belt.

Technical Specification & Colour Choice


	1.6 HDi Manual	1.6 HDi Auto*
Engine		
Engine	Euro 6	
Cubic capacity	1,560	
Max. power - PS	100	
Max. torque - Nm	254	
Tyres		
Size	205/65 R15	
Fuel Tank		
Capacity (litres)	45	
Transmission		
Number of gears	5 speed manual	6 speed ETG*
Fuel Consumption (mpg)		
Urban	61.4	65.7
Extra urban	72.4	68.9
Combined	68.9	67.3
Emissions		
CO2 (g/km)	109	
Suspension		
Front	Pseudo-Macpherson type with lower wishbone struts, coil springs, & anti-roll bar	
Rear	Rear deformable axle with coil springs, telescopic hydraulic dampers & anti-roll bar	

	1.6 HDi Manual	1.6 HDi Auto*
Brakes		
Front	Ventilated disc	
Rear	Solid disc	
Additional safety	ABS including EBA & EBFD	
Performance (driver only)		
Max speed (mph)	101	106
Acceleration 0-62 mph (sec)	13.4	14.3
Dimensions (mm)		
Length	4,380	
Width - including door mirrors	2,112	
Height	1,862	
Wheelbase	2,728	
Front overhang	925	
Rear overhang	727	
Ramp width	842	
Ramp length	1,109	
Weight (Kg)		
Gross vehicle weight	2,060	2,075
Kerb weight	1,383	1,399
Gross train weight	3,060	3,075
FlatFold™ ramp	Max load - 400	


* ETG - Electronic gearbox control for smoother gear changes with no clutch.

Colour Choice

Solid




Bianca White




Black


Metallic




Aluminium




Shark Grey



Kyanos Blue



Tornado Grey



Cumulus Grey

*Colour palette for illustrative purposes only.

Features & Accessories

Model	RS	RX
Taxi Features		
Professional LED high visibility for hire sign	●	✓
Taxi meter	●	✓
Spare wheel & bracket (space saver)	●	✓
Side step(s)	●	●
Style Features		
Twin sliding side doors	✓	✓
One piece tailgate with heated wind screen	✓	✓
Alloy wheels	●	●
Safety & Security		
ABS including EBA & EBFD	✓	✓
Rear fog and reversing lights	✓	✓
Front airbags	✓	✓
Lateral airbags	✓	✓
3-point seat belts	✓	✓
Remote central locking and deadlocks	✓	✓
Reverse parking sensors	●	✓
Comfort & Convenience		
Air conditioning	✓	✓
Cruise control & speed limiter	✓	✓
Electrically adjustable door mirrors	✓	✓
Variable power assisted steering	✓	✓
Height adjustable front head restraints	✓	✓
Electric front windows	✓	✓
Height adjustable driver's seat	✓	✓
Rake & reach adjustable steering wheel	✓	✓
Floor mats	●	✓
Tom Tom sat nav	●	●
Full width overhead storage shelf	✓	✓
Central locking from dashboard	✓	✓

Model	RS	RX
Comfort & Convenience (cont)		
Punctureseal™ tyre life extender	●	●
Supagard professional interior and exterior protection	●	●
Mud flaps	●	●
Audio		
Bluetooth® connectivity	✓	✓
USB port	✓	✓
Radio/MP3 compatible CD player	✓	✓
Access Features		
Unique, ultra-light, FlatFold™ ramp	✓	✓
Lowered floor for optimum accessibility	✓	✓
High quality wheelchair restraints	✓	✓
Lap and diagonal seat belt for wheelchair passenger	✓	✓
Warranty & Breakdown Cover*		
2 year Peugeot unlimited mileage warranty	✓	✓
1 year Peugeot roadside assistance	✓	✓
3 year paint warranty	✓	✓
1 year additional components warranty	✓	✓

Key ✓ = included ● = optional

*Terms and conditions apply.

Premier™ comes with the highest possible standard of safety testing - European Whole Vehicle Type Approval.



SEATING OPTIONS

Premier™ can accommodate driver, wheelchair passenger and up to two seated passengers or driver and four seated passengers.

● Rear seats folded forward

For further information or to arrange a free home demonstration call our friendly customer service team today or visit our website.

0800 916 3061

www.cabdirect.com

